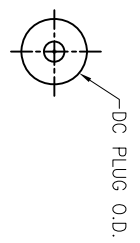
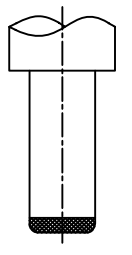
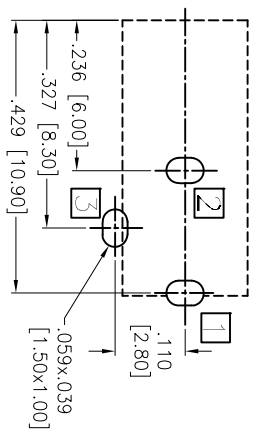
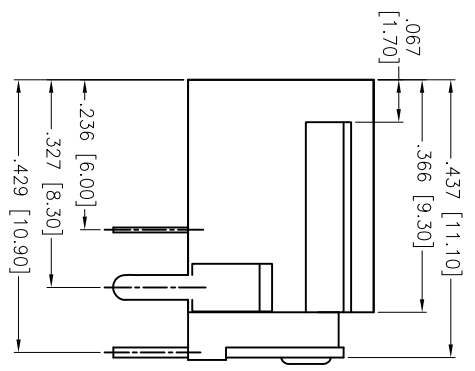
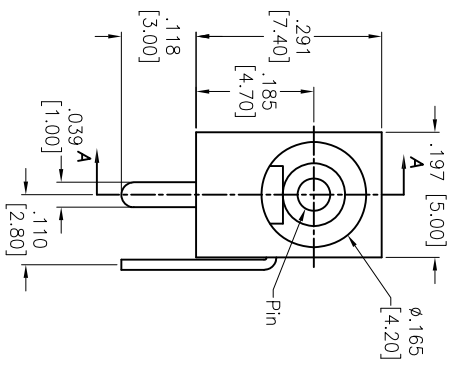
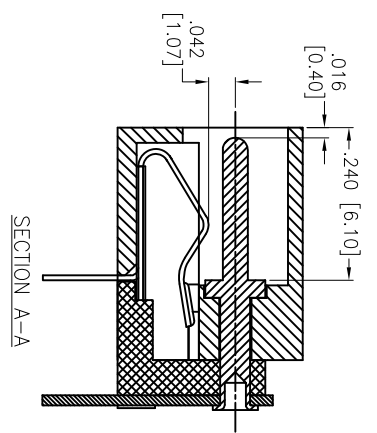
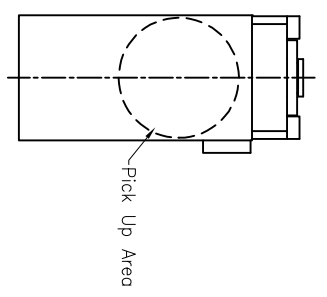
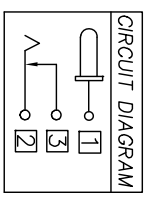


Rev	AWO #	Description	Date	Appr
-		RELEASED	8/6/14	

APPROVED: _____
 DATE: _____ TITLE: _____



PART NO.	CENTER PIN DIA.	DC PLUG O.D.
ADC-007M-3-G-HT-T/R	.039 [1.00]	.138 [3.50]
ADC-007M-4-G-HT-T/R	.051 [1.30]	.138 [3.50]
ADC-007M-8-G-HT-T/R	.026 [0.65]	.093 [2.35]



PACKAGED ON TAPE & REEL

ADAM TECH

909 Rahway Avenue, Union, NJ 07083
 Phone: 908-687-5000 Fax: 908-687-5710

TITLE: DC POWER JACK, 1.00mm, 1.30mm, 0.65mm
 CENTER PIN, RIGHT ANGLE PCB MOUNT

SPECIFICATIONS:
 Material: Insulator: Hi-temp thermoplastic, rated UL 94V-0
 Insulator color: Black
 Center Pin: Brass, Nickel plated
 Contacts: Brass
 Plating: Gold flash over Nickel underplate overall
 Electrical: Operating voltage: 30V DC
 Current rating: 1A
 Contact resistance: 50 mohms max. initial
 Insulation resistance: 100 Mohms min.
 Dielectric withstanding voltage: 500 VAC for 1 minute
 Temperature Rating: Operating temperature: -20°C to +70°C
 Environmental: Lead free, RoHS compliant



UNLESS OTHERWISE SPECIFIED ALL DIMENSIONS ARE INCHES [MM] TOLERANCES: EXCEPT AS NOTED		INCHES		HOLE SIZE	
.X	± .10	ØXX	± .10	ØXXX	± .015
.XX	± .020	ØXXX	± .015	ØXXX	± .010
.XXX	± .015	ØXXX	± .010		
APPROVALS		DATE		TITLE	
DRAWN	AY	8/6/14		DC POWER JACK, 1.00mm, 1.30mm, 0.65mm CENTER PIN, RIGHT ANGLE PCB MOUNT	
CHECKED	AC	8/6/14		SIZE	PART NO.
APPROVED				X	ADC-007M-X-G-HT-T/R
REF: S0002C		SCALE: NTS	SHEET 1 OF 1	REV.	