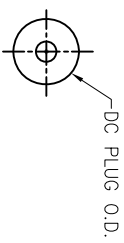
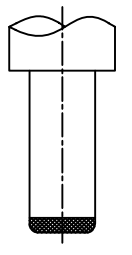
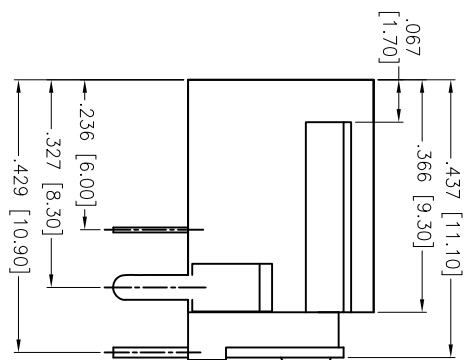
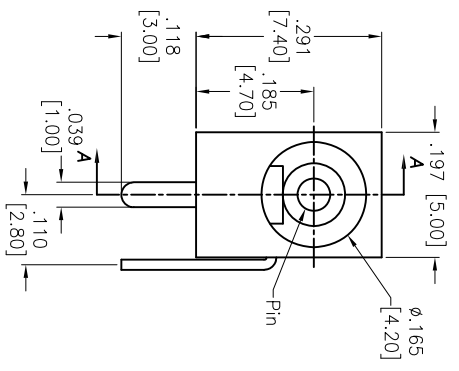
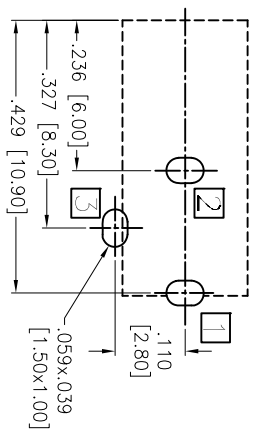
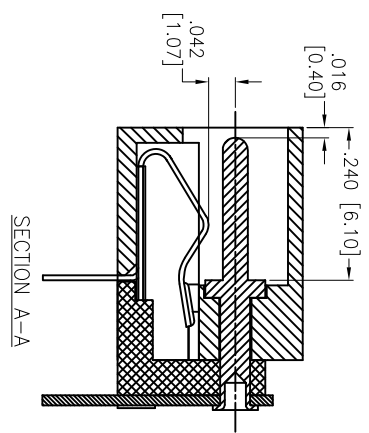
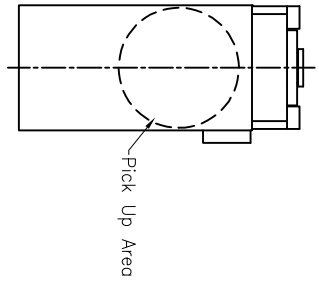
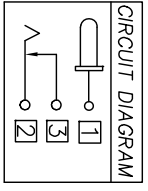


Rev	AWO #	Description	Date	Appr
-		RELEASED	01/24/14	

APPROVED: \_\_\_\_\_  
 DATE: \_\_\_\_\_ TITLE: \_\_\_\_\_



PART NO.	CENTER PIN DIA.	DC PLUG O.D.
ADC-007M-3-HT-T/R	.039 [1.00]	.138 [3.50]
ADC-007M-4-HT-T/R	.051 [1.30]	.138 [3.50]
ADC-007M-8-HT-T/R	.026 [0.65]	.093 [2.35]



PACKAGED ON TAPE & REEL

**ADAM TECH**

909 Rahway Avenue, Union, NJ 07083  
 Phone: 908-687-5000 Fax: 908-687-5710

TITLE: DC POWER JACK, 1.00mm, 1.30mm, 0.65mm  
 CENTER PIN, RIGHT ANGLE PCB MOUNT

**SPECIFICATIONS:**  
 Material: Insulator: Hi-temp thermoplastic, rated UL 94V-0  
 Insulator color: Black  
 Center Pin: Brass, Nickel plated  
 Contacts: Brass  
 Plating: Silver over Nickel underplate  
 Electrical: Operating voltage: 30V DC  
 Current rating: 1A  
 Contact resistance: 50 mohms max. initial  
 Insulation resistance: 100 Mohms min.  
 Dielectric withstanding voltage: 500 VAC for 1 minute  
 Temperature Rating: Operating temperature: -20°C to +70°C  
 Environmental: Lead free, RoHS compliant



UNLESS OTHERWISE SPECIFIED ALL DIMENSIONS ARE INCHES [MM]	
TOLERANCES: EXCEPT AS NOTED	
INCHES	HOLDS
.X ± .10	ØXX ± .10
.XX ± .020	ØXXX ± .015
.XXX ± .015	ØXXXX ± .010
APPROVALS	DATE
DRAWN	TW
CHECKED	
APPROVED	

REF: S0002C	SCALE: NTS	SHEET 1 OF 1
SIZE X	PART NO. ADC-007M-X-HT-T/R	REV. -