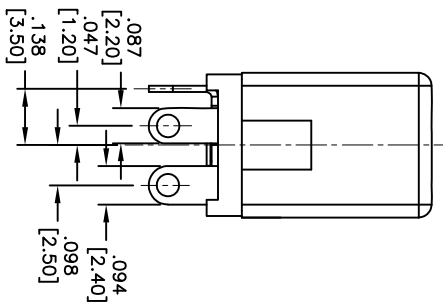
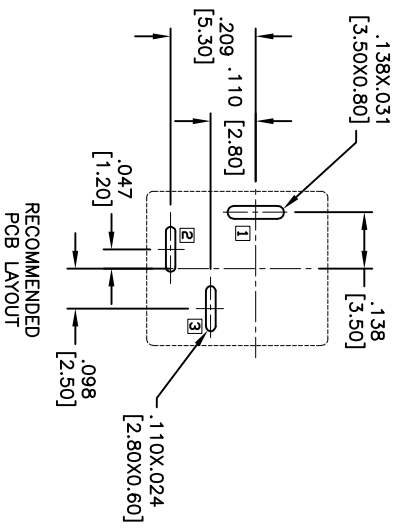
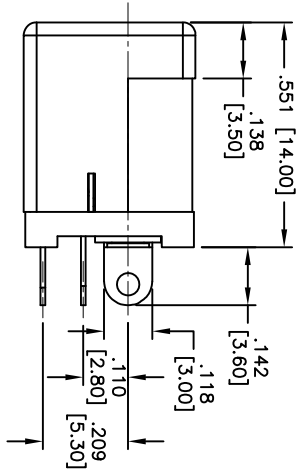
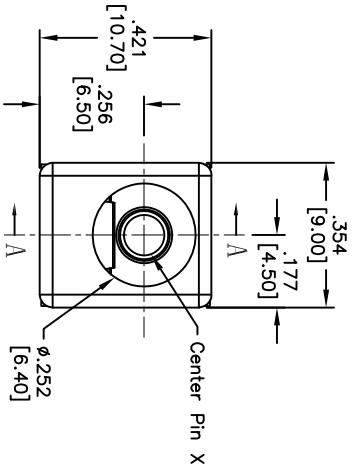
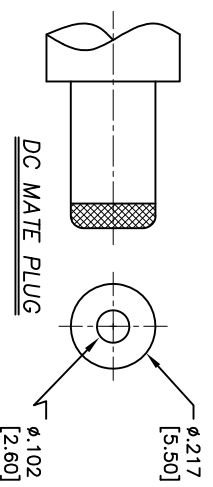
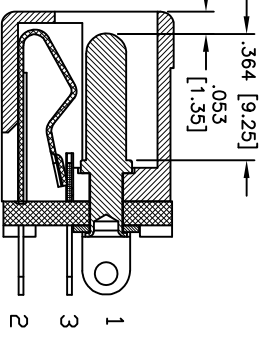


Rev	AWO #	Description	Date	Appr
1		PRELIMINARY DESIGN	2/5/15	

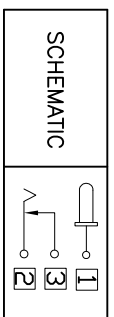
APPROVED: \_\_\_\_\_  
 DATE: \_\_\_\_\_ TITLE: \_\_\_\_\_



SECTION A-A



DC MATE PLUG



PRELIMINARY

SPECIFICATIONS:  
 Material:  
 Insulator: PBT, Glass reinforced, rated UL 94V-0  
 Insulator color: Black  
 Center Pin: Brass, Nickel plated  
 Contacts: Copper Alloy  
 Plating:  
 Silver over Nickel underplate

Electrical:  
 Operating voltage: 50 VDC max.  
 Current rating: 0.5 Amps max.  
 Contact resistance: 30 mohms max. initial  
 Insulation resistance: 100 Mohms min.  
 Dielectric withstanding voltage: 500 VAC for 1 minute  
 Temperature Rating:  
 Operating temperature: -20°C to +70°C  
 Environmental:  
 Lead free, RoHS compliant

Operating voltage: 50 VDC max.  
 Current rating: 0.5 Amps max.  
 Contact resistance: 30 mohms max. initial  
 Insulation resistance: 100 Mohms min.  
 Dielectric withstanding voltage: 500 VAC for 1 minute  
 Temperature Rating:  
 Operating temperature: -20°C to +70°C  
 Environmental:  
 Lead free, RoHS compliant



**ADAM TECH**

909 Rahway Avenue, Union, NJ 07083  
 Phone: 908-687-5000 Fax: 908-687-5710

TITLE: CUSTOM DC POWER JACK, .098" [2.50mm]  
 CENTER PIN, VERTICAL PCB, 50 VOLTS

UNLESS OTHERWISE SPECIFIED ALL DIMENSIONS ARE IN INCHES [MM]	
TOLERANCES: EXCEPT AS NOTED	HOLDS
.X ± .10	± .10
.XX ± .020	± .015
.XXX ± .015	± .010
APPROVALS	DATE
DRAWN	SS
CHECKED	
APPROVED	

SIZE	PART NO.	REV.
X	ADC-010-2-50V	1
REF.	SCALE: NTS	SHEET 1 OF 1