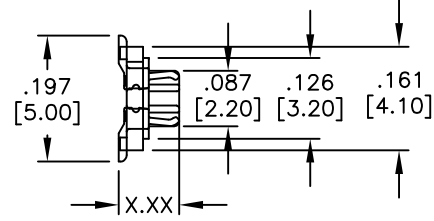
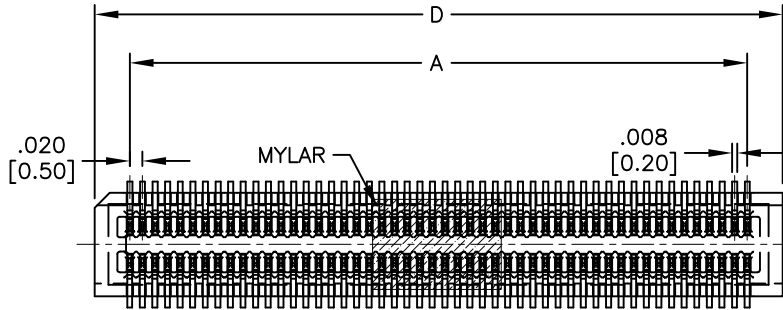


6 5 4 3 2 1

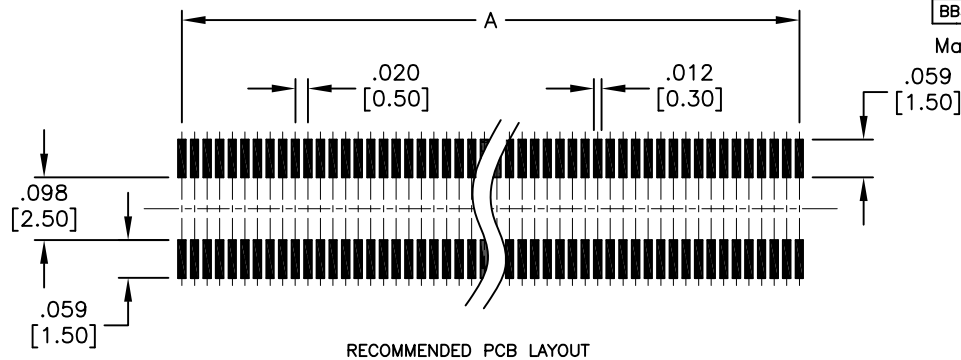
APPROVED: \_\_\_\_\_  
 DATE: \_\_\_\_\_ TITLE: \_\_\_\_\_

Rev	AWO #	Description	Date	Appr
-		RELEASED	11/10/15	



ADAM P/N	DIM. (X.XX)	SOCKET DIM.(X.XX)	Mating Height
BB5-PL-XXX-G-2.40-NP-KT-T/R	.094 [2.40]	.108 [2.74]	.138 [3.50]
BB5-PL-XXX-G-2.40-NP-KT-T/R	.094 [2.40]	.146 [3.70]	.177 [4.50]
BB5-PL-XXX-G-2.74-NP-KT-T/R	.108 [2.74]	.108 [2.74]	.157 [4.00]
BB5-PL-XXX-G-2.74-NP-KT-T/R	.108 [2.74]	.146 [3.70]	.197 [5.00]

Mated with: BB5-SL-XXX-G-X.XX-NP-KT-T/R



RECOMMENDED PCB LAYOUT

SPECIFICATIONS:

Material:  
 Insulator: Hi-Temp thermoplastic, rated UL 94V-0  
 Insulator color: Black  
 Contacts: Copper Alloy  
 Plating:  
 Gold flash over Nickel underplate overall  
 Electrical:  
 Operating voltage: 50 V  
 Current rating: 0.5 A  
 Contact resistance: 40 mohms max.  
 Insulation resistance: 100 Mohms min  
 Dielectric withstanding voltage: 500 VAC for 1 minute  
 Temperature Rating:  
 Operating temperature: -20°C to +105°C  
 Environmental:  
 Lead free, RoHS compliant



PACKAGED ON TAPE & REEL

Position: 20 thru 100  
 $A = .020 [0.50] \times (\text{No. of Contacts}/2 - 1)$   
 $C = .020 [0.50] \times (\text{No. of Contacts}/2 - 1) + .039 [1.00]$   
 $D = .020 [0.50] \times (\text{No. of Contacts}/2 - 1) + .110 [2.80]$

UNLESS OTHERWISE SPECIFIED ALL DIMENSIONS ARE INCHES [MM] TOLERANCES: EXCEPT AS NOTED		
INCHES		HOLES
.X ± .10	Ø.X ± .10	
.XX ± .020	Ø.XX ± .015	
.XXX ± .015	Ø.XXX ± .010	
APPROVALS		DATE
DRAWN	AY	11/10/15
CHECKED	MW	11/10/15
APPROVED		

**ADAM TECH**

909 Rahway Avenue, Union, NJ 07083  
 Phone: 908-687-5000 Fax: 908-687-5710

TITLE .020 [0.50] PITCH BOARD TO BOARD PLUG CONNECTOR, SMT TYPE, W/ MYLAR		
SIZE X	PART NO. BB5-PL-XXX-G-X.XX-NP-KT-T/R	REV. -
REF: S00070T	SCALE: NTS	SHEET 1 OF 1