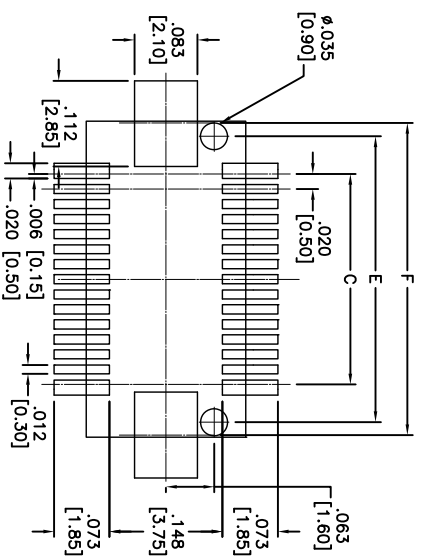
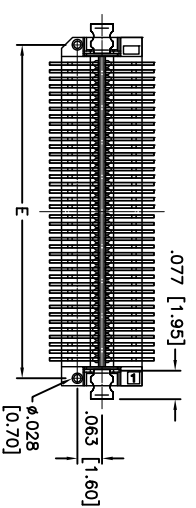
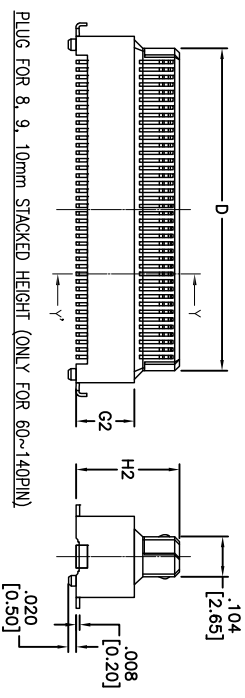
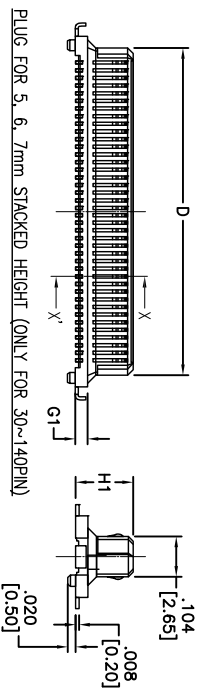
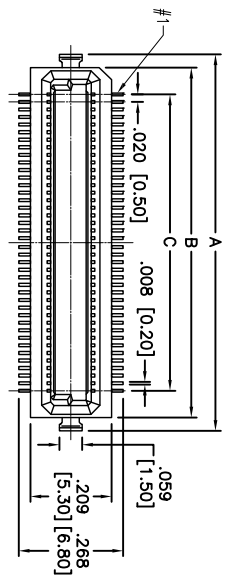
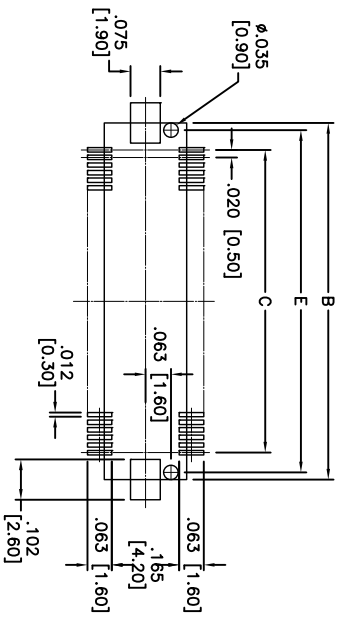


APPROVED: _____
 DATE: _____ TITLE: _____



PRINTED CIRCUIT BOARD LAYOUT (COMPONENT SIDE VIEW)
 PLUG FOR 30, 40, 50 CONTACT



PRINTED CIRCUIT BOARD LAYOUT (COMPONENT SIDE VIEW)
 PLUG FOR 60, 80, 100, 120, 140 CONTACT

PACKAGED ON TAPE & REEL

SPECIFICATIONS:

Material:
 Insulator: LCP, glass filled, rated UL 94V-0
 Insulator color: Black
 Contacts: Copper alloy
 Retention Clip: Copper alloy, gold plated
Plating:
 Gold over Nickel underplate overall
Electrical:
 Current rating: 0.4 Amps.
 Contact resistance: 80 mohms max.
 Insulation resistance: 100 Mohms min. @ DC 250V
 Dielectric withstanding voltage: 250 VAC for 1 minute
Temperature Rating:
 Operating temperature: -40°C to +85°C
Environmental:
 Lead free, RoHS compliant
 Recommended soldering temp: 260°C for 5 seconds



Rev	AWO #	Description	Date	Appr
-	11843	RELEASED	12/12/11	
A	11843	ADDED DIM.	1/6/12	

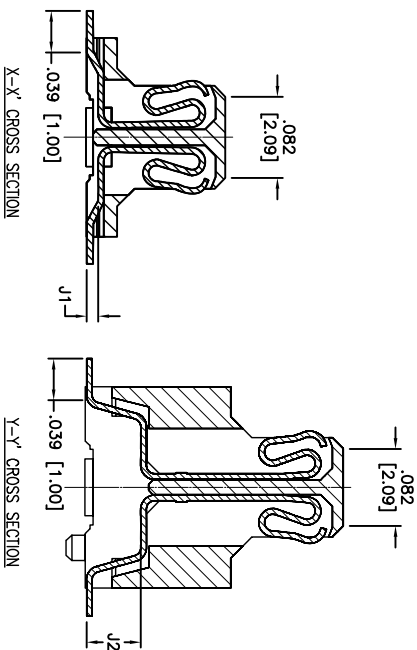
UNLESS OTHERWISE SPECIFIED ALL DIMENSIONS ARE IN MM		TOLERANCES EXCEPT AS NOTED INCHES	
.X	± .10	ØX	± .10
.XX	± .020	ØXXX	± .015
.XXX	± .015	ØXXX	± .010
APPROVALS		DATE	
DRAWN	AY	12/12/11	
CHECKED	NP	12/12/11	
APPROVED			
TITLE		.020 [0.50] BOARD TO BOARD MALE PLUG SURFACE MOUNT	
909 Railway Avenue, Union, NJ 07083		ADAM TECH	
Phone: 908-687-5000 Fax: 908-687-5710			
SIZE	PART NO.	REV.	
X	BB5-PM-XXX-G-X-XX-T1R	A	
REF:	S00206T	SCALE:	MKS
		SHEET	1 OF 2

Rev	AWO #	Description	Date	Appr
		SEE SHT 1 OF 2 FOR REVISION		

APPROVED: _____

DATE: _____ TITLE: _____

NO. OF CONTACT	Mating Height	Dim. G1	Dim. H1 (X,XX)	Dim. J1
30~140PIN	.197 [5.00]	.031 [0.80]	.147 [3.73]	.012 [0.30]
	.236 [6.00]	.071 [1.80]	.186 [4.73]	.051 [1.30]
	.276 [7.00]	.110 [2.80]	.226 [5.73]	.091 [2.30]



NO. OF CONTACT	Mating Height	Dim. G2	Dim. H2 (X,XX)	Dim. J2
60~140PIN	.315 [8.00]	.150 [3.80]	.265 [6.73]	.055 [1.40]
	.354 [9.00]	.189 [4.80]	.304 [7.73]	.094 [2.40]
	.394 [10.00]	.228 [5.80]	.344 [8.73]	.134 [3.40]

ADAM P/N	A	B	C	D	E	F
BB5-PM-030-G-X.XX-T/R	.480 [12.20]	.413 [10.50]	.276 [7.00]	.350 [8.90]	.374 [9.50]	.407 [10.35]
BB5-PM-040-G-X.XX-T/R	.579 [14.70]	.512 [13.00]	.374 [9.50]	.449 [11.40]	.472 [12.00]	.506 [12.85]
BB5-PM-050-G-X.XX-T/R	.677 [17.20]	.610 [15.50]	.472 [12.00]	.547 [13.90]	.571 [14.50]	.604 [15.35]
BB5-PM-060-G-X.XX-T/R	.776 [19.70]	.709 [18.00]	.571 [14.50]	.646 [16.40]	.669 [17.00]	
BB5-PM-080-G-X.XX-T/R	.972 [24.70]	.906 [23.00]	.768 [19.50]	.843 [21.40]	.866 [22.00]	
BB5-PM-100-G-X.XX-T/R	1.169 [29.70]	1.102 [28.00]	.965 [24.50]	1.039 [26.40]	1.063 [27.00]	
BB5-PM-120-G-X.XX-T/R	1.366 [34.70]	1.299 [33.00]	1.161 [29.50]	1.236 [31.40]	1.260 [32.00]	
BB5-PM-140-G-X.XX-T/R	1.563 [39.70]	1.496 [38.00]	1.358 [34.50]	1.433 [36.40]	1.457 [37.00]	

ADAM TECH

909 Railway Avenue, Union, NJ 07083
 Phone: 908-687-5000 Fax: 908-687-5710

TITLE: .020 [0.50] BOARD TO BOARD MALE PLUG SURFACE MOUNT

UNLESS OTHERWISE SPECIFIED
 ALL DIMENSIONS ARE MM
 TOLERANCES: EXCEPT AS NOTED

.X	± .10	ØX	± .10
.XX	± .020	ØXX	± .015
.XXX	± .015	ØXXX	± .010

APPROVALS

DRAWN	AY	DATE	12/12/11
CHECKED	NP	DATE	12/12/11
APPROVED		DATE	

SIZE	PART NO.	REV.
X	BB5-PM-XXX-G-X.XX-T/R	A
REF:	S00206T	SCALE: NTS
		SHEET 2 OF 2