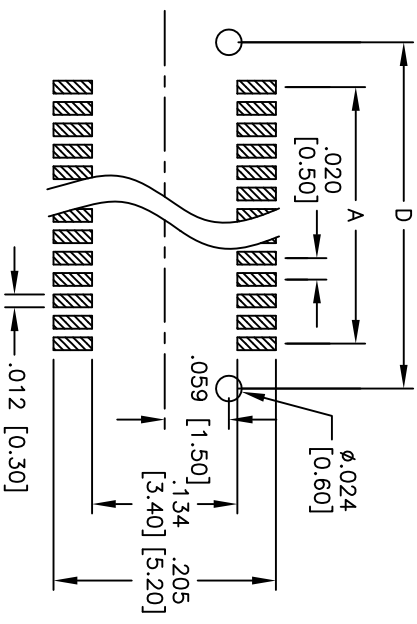
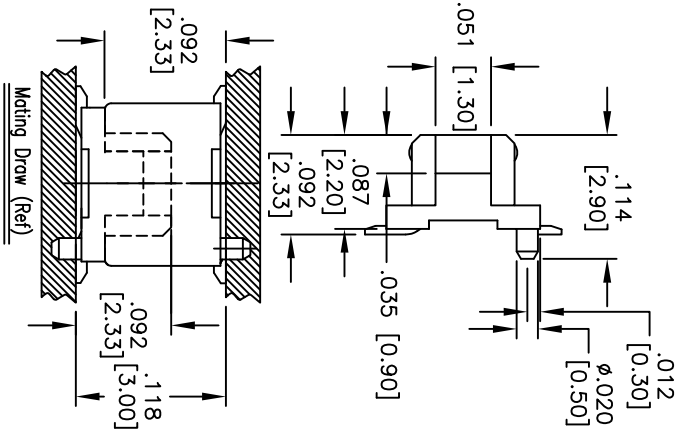
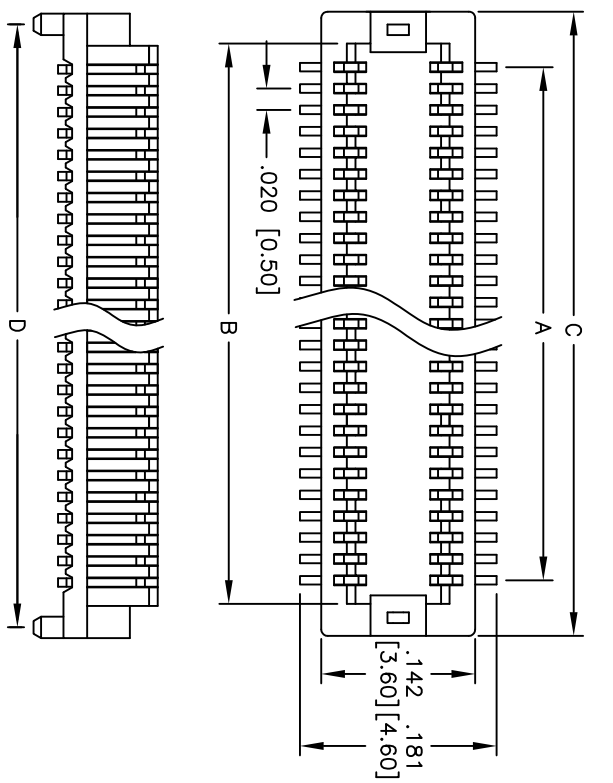


Rev	AWO #	Description	Date	Appr
-		RELEASED	5/25/09	

APPROVED: _____
 DATE: _____ TITLE: _____



RECOMMENDED PCB LAYOUT

Positions: 10, 12, 14, 16, 20, 22, 26, 30, 32, 36, 40, 50, 60, 80

- A = .020 [0.50] x (No. of Contacts - 1) + .043 [1.10]
- B = .020 [0.50] x (No. of Contacts - 1) + .102 [2.60]
- C = .020 [0.50] x (No. of Contacts - 1) + .083 [2.10]
- D = .020 [0.50] x (No. of Contacts - 1) + .083 [2.10]

SPECIFICATIONS:
 Material: Nylon 46, rated UL 94V-0
 Insulator color: White
 Contacts: Phosphor Bronze
 Plating: Gold flash over Nickel underplate overall
 Electrical:
 Operating voltage: 50 VAC max.
 Current rating: 0.5 Amps max.
 Contact resistance: 30 mohms max. initial
 Insulation resistance: 100 Mohms min@ 100V DC
 Dielectric withstanding voltage: 100 VAC for 1 minute
 Temperature Rating:
 Operating temperature: -20°C to +105°C
 Environmental:
 Lead free, RoHS compliant
 Recommended soldering temp: 260°C for 5 seconds



UNLESS OTHERWISE SPECIFIED ALL DIMENSIONS ARE IN INCHES [MM]	
TOLERANCES: EXCEPT AS NOTED	
INCHES	HOLDS
.X ± .10	ØXX ± .10
.XX ± .020	ØXXX ± .015
.XXX ± .015	ØXXX ± .010
APPROVALS	DATE
DRAWN	DY
CHECKED	
APPROVED	

ADAM TECH
 909 Railway Avenue, Union, NJ 07083
 Phone: 908-687-5000 Fax: 908-687-5710

TITLE: .020 [0.50] BOARD TO BOARD SOCKET
 2.2 MM HEIGHT, SMT TYPE
 SIZE: X
 PART NO.: BB5-S3-XX-G
 REF: S00036T
 SCALE: NTS
 SHEET 1 OF 1