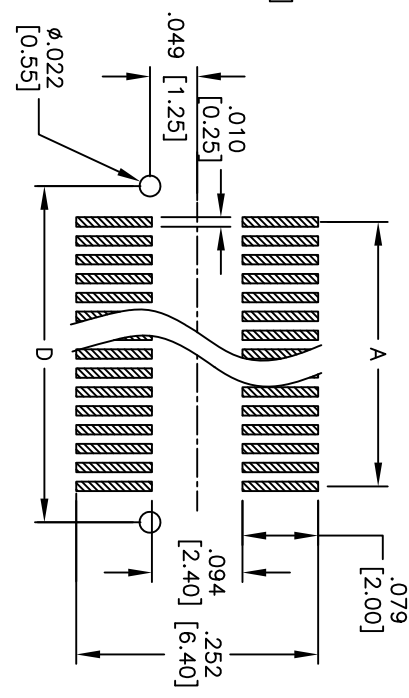
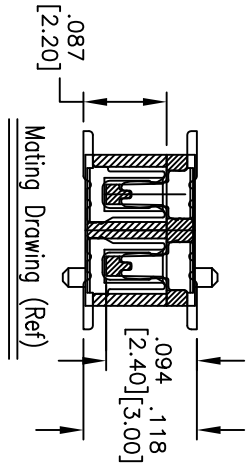
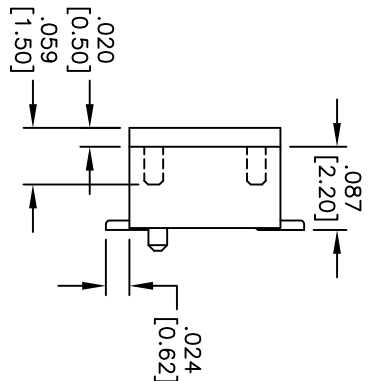

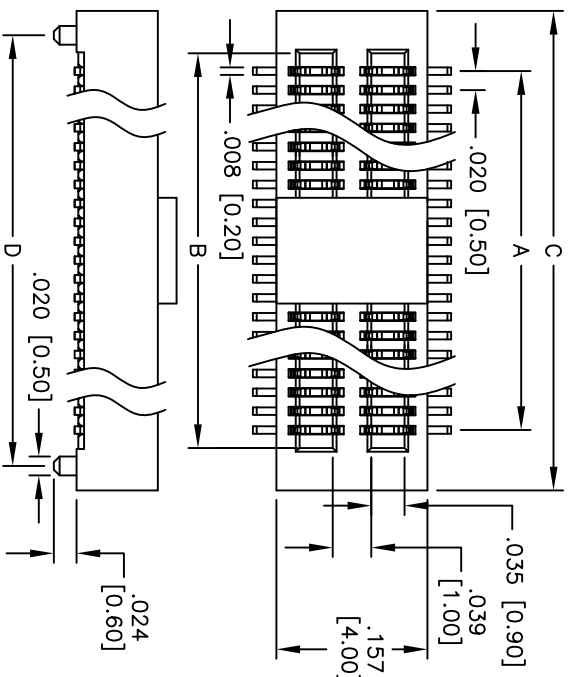


Rev	AWO #	Description	Date	Appr
-		RELEASED	5/26/09	

APPROVED: _____
 DATE: _____ TITLE: _____



RECOMMENDED PCB LAYOUT

SPECIFICATIONS:

Material: Insulator: Hi-temp thermoplastic, rated UL 94V-0
 Insulator color: White
 Contacts: Phosphor Bronze
 Plating: Gold flash over Nickel underplate overall

Electrical: Operating voltage: 50 VAC max.
 Current rating: 0.5 Amps max.
 Contact resistance: 30 mohms max. initial
 Insulation resistance: 100 Mohms min@ 100V DC
 Dielectric withstanding voltage: 100 VAC for 1 minute

Temperature Rating: Operating temperature: -20°C to +105°C
 Environmental: Lead free, RoHS compliant

Positions: 10, 12, 14, 16, 18, 20, 22, 24, 26, 28, 30, 32, 34, 36, 38, 40, 42, 44, 46, 48, 50, 60, 70, 80, 90, 100, 120

A = .020 [0.50] x (No. of Contacts - 1) + .038 [0.96]
 B = .020 [0.50] x (No. of Contacts - 1) + .126 [3.20]
 C = .020 [0.50] x (No. of Contacts - 1) + .075 [1.90]
 D = .020 [0.50] x (No. of Contacts - 1) + .075 [1.90]

UNLESS OTHERWISE SPECIFIED
 ALL DIMENSIONS ARE IN INCHES [MM]
 TOLERANCES: EXCEPT AS NOTED

.X	± .10	Ø.X	± .10
.XX	± .020	Ø.XXX	± .015
.XXX	± .015	Ø.XXX	± .010

ADAM TECH
 909 Rahway Avenue, Union, NJ 07083
 Phone: 908-687-5000 Fax: 908-687-5710

TITLE: .020 [0.50] BOARD TO BOARD SOCKET
 2.2 MM HEIGHT, SMT TYPE

DRAWN	DY	5/26/09
CHECKED		
APPROVED		

SIZE	PART NO.	REV.
X	BB5-SD-XX-G	-
REF: S0005T	SCALE: NTS	SHEET 1 OF 1