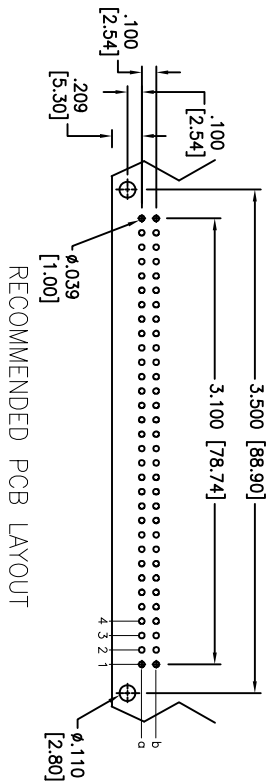
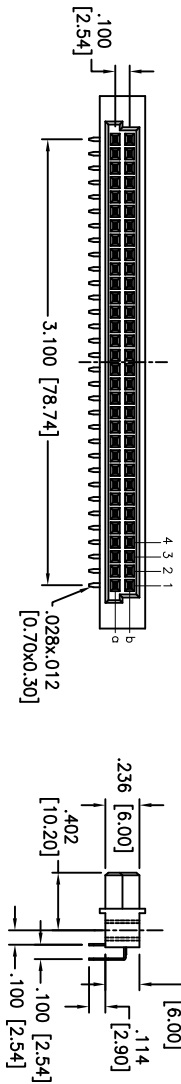
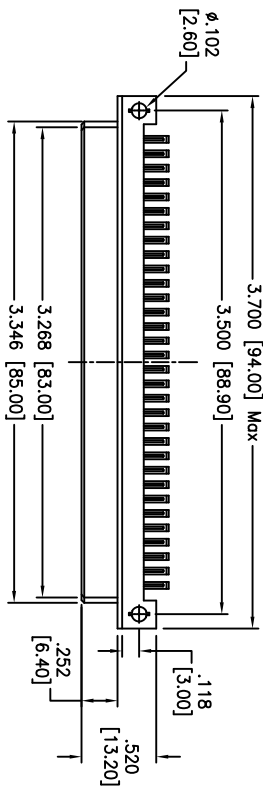


APPROVED: \_\_\_\_\_  
 DATE: \_\_\_\_\_ TITLE: \_\_\_\_\_

Rev	AWO #	Description	Date	Appr
-		RELEASED	03/28/05	
A		REDRAWN	8/7/12	



RECOMMENDED PCB LAYOUT

"X"	PLATING
1	30 u" Gold
2	15 u" Gold
3	Gold Flash

**SPECIFICATIONS:**

- Material: Insulator: PBT, glass reinforced, rated UL 94V-0
- Insulator color: Beige
- Contacts: Phosphor Bronze
- Plating: X Gold over Nickel on contact area, Tin over Copper underplate on tails. See chart
- Electrical: Current rating: 2 Amps max
- Contact resistance: 30 mohms max
- Insulation resistance: 1000 Mohms min @ 500 VDC
- Dielectric withstanding voltage: 1000 VAC for 1 minute
- Temperature Rating: Operating temperature: -55°C to +105°C
- Environmental: Lead free, RoHS compliant.



**ADAM TECH**

909 Railway Avenue, Union, NJ 07083  
 Phone: 908-687-5000 Fax: 908-687-5710

TITLE: DIN 41612, 64P FEMALE RIGHT ANGLE  
 2 ROW, PCB MOUNT

UNLESS OTHERWISE SPECIFIED ALL DIMENSIONS ARE INCHES [MM] TOLERANCES: EXCEPT AS NOTED INCHES		HOLE SIZES	
X	± .10	ØX	± .10
.XX	± .020	ØXX	± .015
.XXX	± .015	ØXXX	± .010
APPROVALS		DATE	
DRAWN	SS	03/28/05	
CHECKED			
APPROVED			

SIZE	PART NO.	REV.
X	DIN-64FR122-A1CX	A
REF:	S0008T	
SCALE:	NTS	
SHEET	1 OF 1	