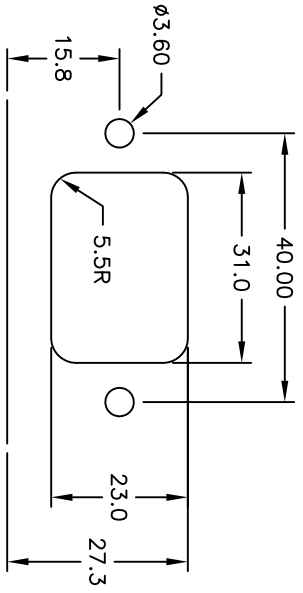
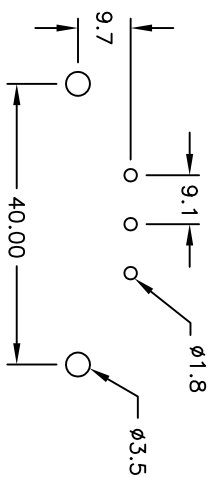
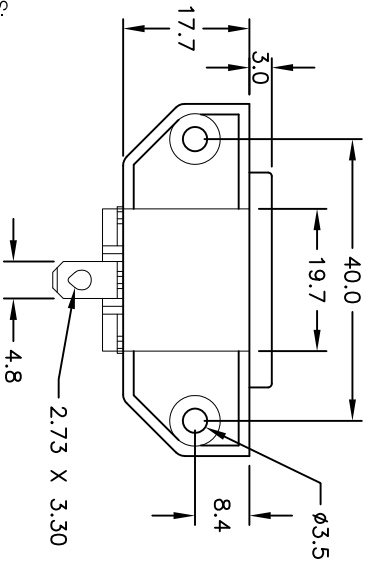
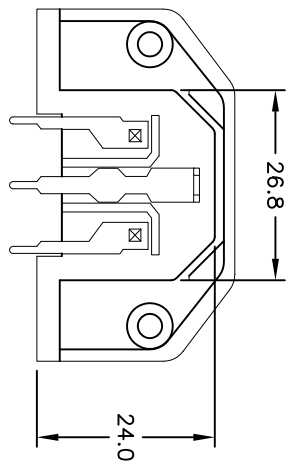
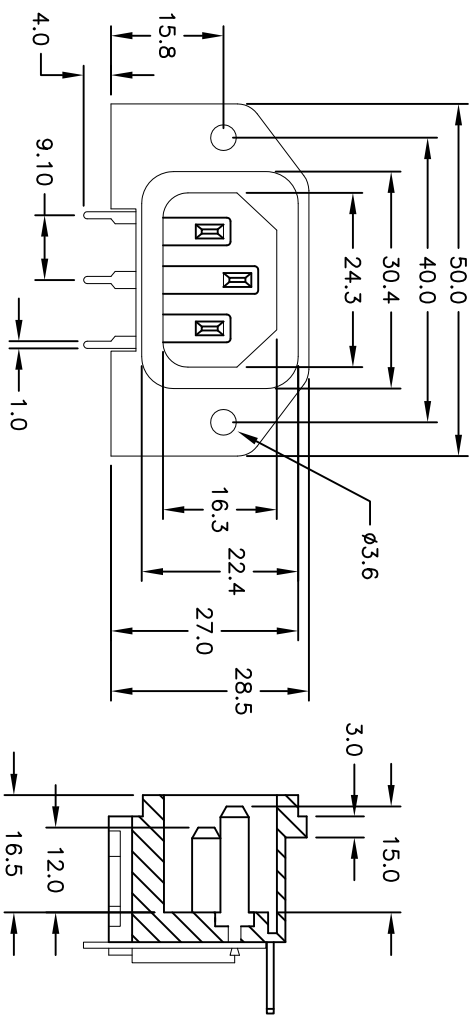


Rev	AWO #	Description	Date	Appr
-		RELEASED	3/17/04	

APPROVED: \_\_\_\_\_  
 DATE: \_\_\_\_\_ TITLE: \_\_\_\_\_



RECOMMENDED  
 PANEL CUT-OUT

RECOMMENDED  
 PCB

**SPECIFICATIONS:**

**Material:** Insulator: PBT, glass reinforced, rated UL 94V-0

**Insulator color:** Black

**Contacts:** Brass

**Plating:** Tin over Copper underplate overall

**Electrical:** Operating voltage: 250 VAC

**Current rating:** UL & CSA: 15 Amps max

VDE: 10 Amps max

**Insulation resistance:** 100 Mohms min @ 500 VDC

**Dielectric withstanding voltage:** 2,000 VAC for 1 minute

**Operating temperature:** -25°C to +70°C

**Environmental:** Lead free, RoHS compliant

**Recommended soldering temp:** 235°C for 5 seconds

**ADAM TECH**

909 Railway Avenue, Union, NJ 07083  
 Phone: 908-687-5000 Fax: 908-687-5710

**TITLE:** IEC MALE INLET, MOUNTING FLANGE  
 RIGHT ANGLE, PCB TAILS

UNLESS OTHERWISE SPECIFIED ALL DIMENSIONS ARE INCHES [MM]			
.X	± .10	ØX	± .10
.XX	± .020	ØXX	± .015
.XXX	± .015	ØXXX	± .010
APPROVALS		DATE	
DRAWN	SS	3/17/04	
CHECKED			
APPROVED			

SIZE	PART NO.	REV.
X	IEC-EZ4	-
REF:	SCALE: NTS	SHEET 1 OF 1

