

6

5

4

3

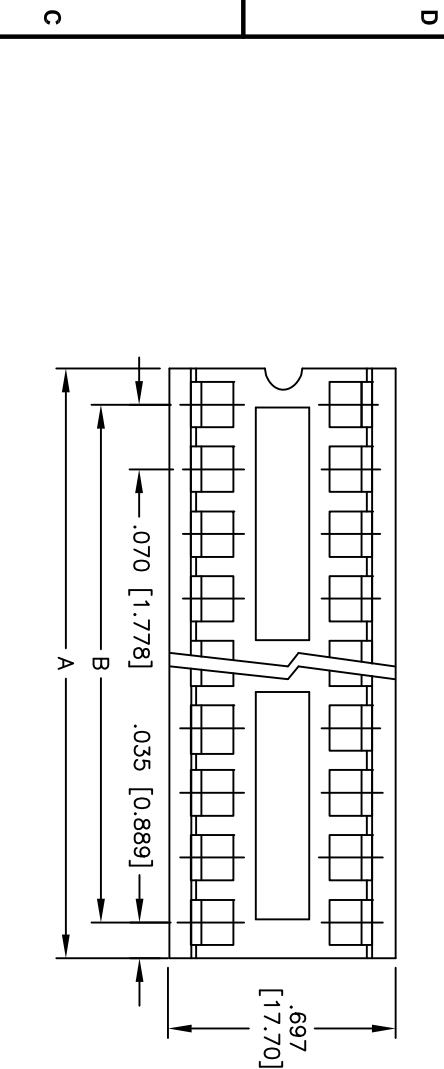
2

1

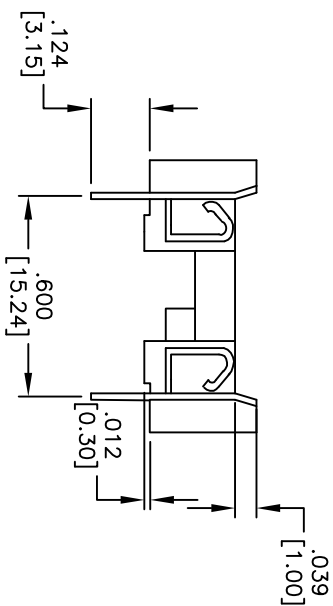
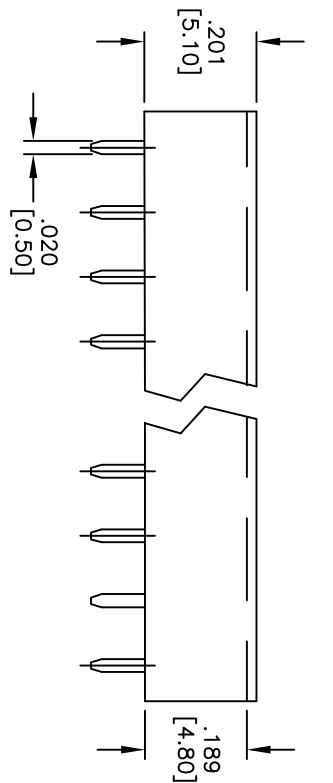
APPROVED: _____

DATE: _____ TITLE: _____

Rev	AWO #	Description	Date	Appr
-		RELEASED	1/28/05	
A		REDRAWN	8/5/11	



Positions	A	B
40	1.400 [35.56]	1.330 [33.78]
42	1.470 [37.34]	1.400 [35.56]
48	1.680 [42.67]	1.610 [40.89]
52	1.820 [46.23]	1.750 [44.45]
54	1.890 [48.01]	1.820 [46.23]
56	1.960 [49.78]	1.890 [48.01]
58	2.030 [51.56]	1.960 [49.78]
60	2.100 [53.34]	2.030 [51.56]
62	2.170 [55.12]	2.100 [53.34]
64	2.240 [56.90]	2.170 [55.12]



SPECIFICATIONS:

Material: Insulator: PBT, Glass reinforced, rated UL 94V-0
 Insulator color: Black
 Contacts: Phosphor Bronze
 Plating: Tin over Copper underplate overall
 Electrical:
 Current rating: 1 Amp max
 Contact resistance: 20 mohms max initial
 Insulation resistance: 5,000 Mohms min
 Dielectric withstanding voltage: 1,000 VAC for 1 minute
 Insertion Force: 45g max per contact
 Withdrawl Force: 14.5g min per contact
 Temperature Rating: Operating temperature: -55°C to +105°C
 Environmental: Lead free, RoHS compliant
 Recommended soldering temp: 235°C for 5 seconds



UNLESS OTHERWISE SPECIFIED
 ALL DIMENSIONS ARE INCHES [MM]
 TOLERANCES: EXCEPT AS NOTED
 INCHES Holes
 .X ± .10 ØXX ± .10
 .XX ± .020 ØXXX ± .015
 .XXX ± .015 ØXXXX ± .010
 APPROVALS DATE

ADAM TECH
 909 Railway Avenue, Union, NJ 07083
 Phone: 908-687-5000 Fax: 908-687-5710

DRAWN	SS	1/28/05	SIZE	PART NO.	REV.
CHECKED			X	ISD-6XX-T	
APPROVED			REF:	S00198T	SCALE: NTS
			TITLE	IC SHRINK DIP SOCKET .600" ROW SPACING, TIN PLATED	

6

5

4

3

2

1