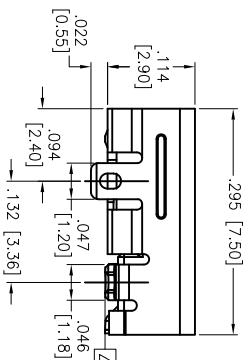
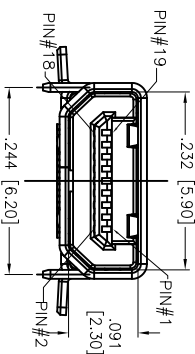
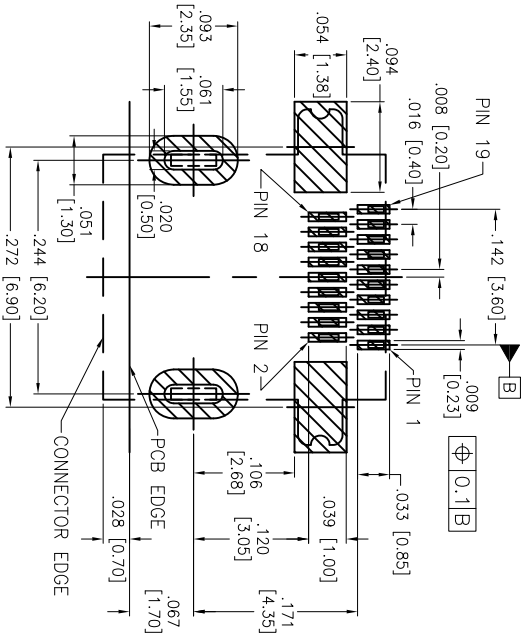
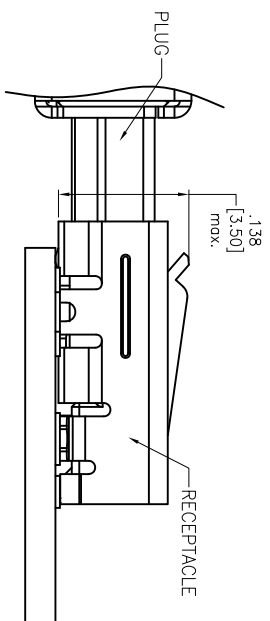
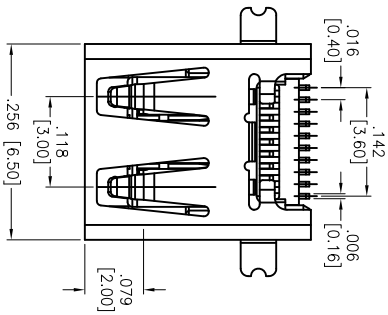


APPROVED: _____

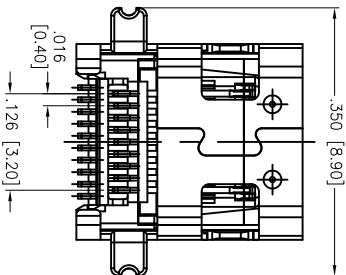
DATE: _____

TITLE: _____

Rev	AWO #	Description	Date	Appr
-		RELEASED	1/4/11	
A		REVISED SPEC.	11/2/12	
B		REVISED DIM.	12/4/12	
C		UPDATED DRAWING	3/25/15	HR/INC



RECOMMENDED PCB LAYOUT



PIN SIGNAL ASSIGNMENT
1 HOT PLUG DETECT
3 TMDS DATA2+
5 TMDS DATA2-
7 TMDS DATA1 SHIELD
9 TMDS DATA0+
11 TMDS DATA0-
13 TMDS CLOCK SHIELD
15 CEC
17 SCL
19 +5V Power

PIN SIGNAL ASSIGNMENT
2 UTILITY
4 TMDS DATA2 SHIELD
6 TMDS DATA1+
8 TMDS DATA1-
10 TMDS DATA0 SHIELD
12 TMDS CLOCK+
14 TMDS CLOCK-
16 DDC/CEC GROUND
18 SDA

CONNECTION	SIGNALS
FIRST MAKE	TYPE D CONNECTOR
SECOND MAKE	CONNECTOR SHELL
THIRD MAKE	PINS 1-18
	PIN19(+5V POWER)

B SPECIFICATIONS:

Material: Insulator: Hi-temp thermoplastic, rated UL 94V-0
 Insulator color: Black
 Contacts: Phosphor Bronze
 Shell: Stainless Steel, Tin plated
 Plating: Gold flash over Nickel underplate overall
 Electrical: Operating voltage: 40 VAC max.
 Current rating: 0.3 Amp
 Contact resistance: 10 mohms max.
 Insulation resistance: 100 Mohms min.
 Dielectric withstanding voltage: 250 VAC for 1 minute (Unmated)
 150 VAC for 1 minute (Mated)

A Mechanical:

Insertion Force: 44.1N max
 Extraction Force 5~25N min
 Mating Cycles: 5,000 Cycles
 Temperature Rating: Operating temperature: -25°C to +85°C
 Environmental: Lead free, RoHS compliant.



ADAM TECH

909 Rahway Avenue, Union, NJ 07083
 Phone: 908-687-5000 Fax: 908-687-5710

TITLE: MICRO HDMI, SINGLE PORT, RIGHT ANGLE, SMT

UNLESS OTHERWISE SPECIFIED ALL DIMENSIONS ARE INCHES [MM]	
TOLERANCES EXCEPT AS NOTED	
INCHES	HOLDS
.X ± .10	ØX ± .10
.XX ± .020	ØXX ± .015
.XXX ± .015	ØXXX ± .010
APPROVALS	DATE
DRAWN AY	1/4/11
CHECKED AH	1/4/11
APPROVED	

SIZE	PART NO.	REV.
X	MCHDMI-S-RA-1-SMT	C
REF: S00015C	SCALE: NTS	SHEET 1 OF 1