

6

5

4

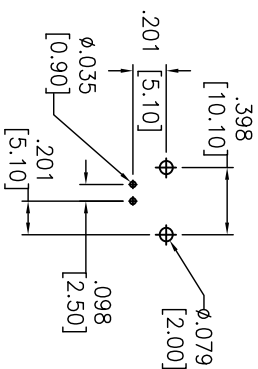
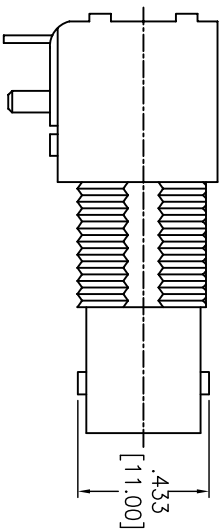
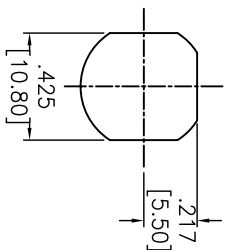
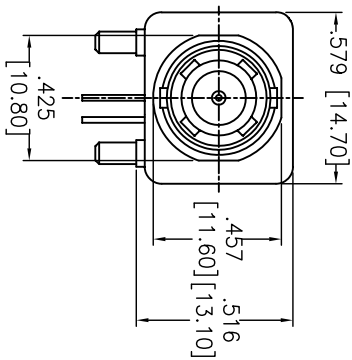
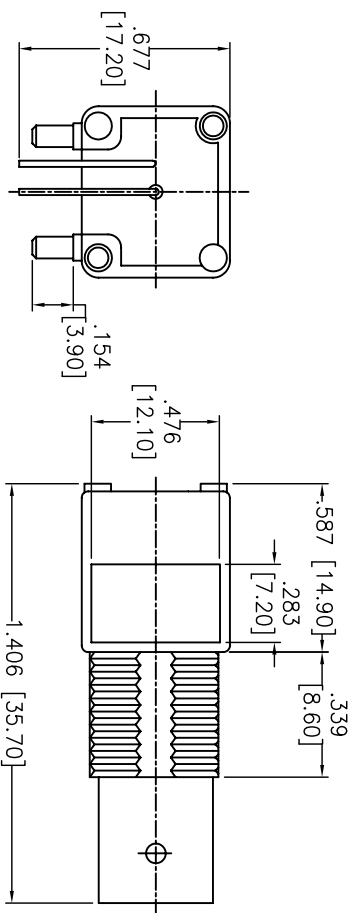
3

2

1

APPROVED: _____
DATE: _____ TITLE: _____

Rev	AWO #	Description	Date	Appr
-		RELEASED	12/27/07	
A		REDRAWN	11/04/10	
B		REMOVE NUT & WASHER	12/01/10	
C		UPDATE DRAWING	5/6/15	AV/KW



RECOMMENDED PANEL CUTOUTS

INSULATOR	POM	NONE
BODY	ZINC ALLOY	NICKEL
CONTACT	BRASS	GOLD
DESCRIPTION	MATERIAL	FINISH

SPECIFICATIONS:

Electrical:
 Nominal Impedance: 75 ohms
 Frequency range: DC~3G
 VSWR: 1.3 Max
 Working Voltage: 500 VRMS @ Sea level
 Insulator Resistance: 5000 Megohms min.
 Temperature Rating:
 -55°C to +155°C
 Environmental:
 Lead free, RoHS compliant.

ADAM TECH

909 Ratway Avenue, Union, NJ 07083
 Phone: 908-687-5000 Fax: 908-687-5710

TITLE: 75 OHMS BNC R/A PCB/PANEL MOUNT JACK, METAL BODY

UNLESS OTHERWISE SPECIFIED
 ALL DIMENSIONS ARE INCHES [MM]
 TOLERANCES: EXCEPT AS NOTED

.X	± .10	Ø.X	± .10
.XX	± .020	Ø.XXX	± .015
.XXX	± .015	Ø.XXX	± .010

APPROVALS

DRAWN	SLS	DATE
CHECKED		
APPROVED		

SIZE	PART NO.	REV.
X	RF1-01-P-00-75-M	C
REF:	S00728C	SCALE: NTS
		SHEET 1 OF 1

6

5

4

3

2

1