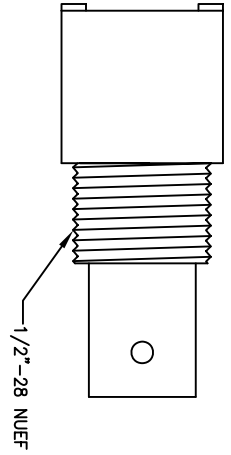
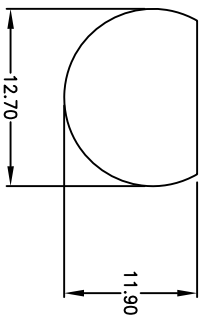
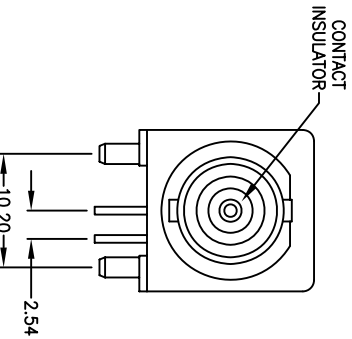
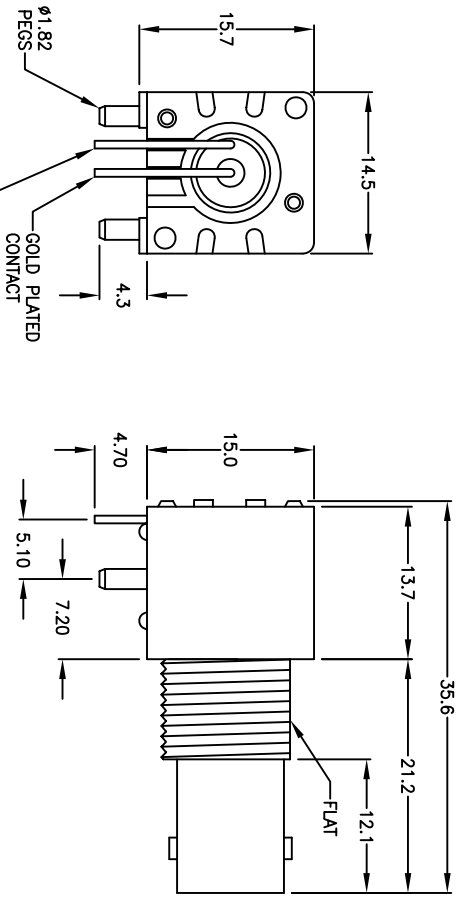
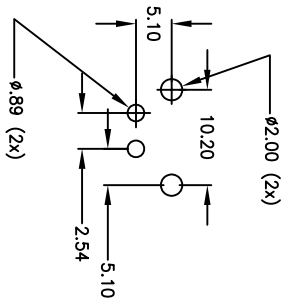


APPROVED: _____
 DATE: _____ TITLE: _____

Rev	AWO #	Description	Date	Appr
-		RELEASED	02/14/05	
A		ADDED ROHS	4/27/06	



RECOMMENDED
 PC Board Layout
 Right Angle Mount



SPECIFICATIONS

Material:
 Housing: PBT, Color Black
 Contact insulation: Delrin, color white.
 Contacts: Phosphor Bronze, Gold and Tin plated.
 Body: Zinc Alloy

Electrical
 Nominal Impedance: 50 Ohms
 Frequency Range: 0 – 4 GHz
 Maximum Peak Voltage: 500V
 Insulation Resistance: 5000 Mohms min @ 500 VDC
 Dielectric Withstanding Voltage: 1500 VAC rms.

Environmental:
 Lead free, RoHS Compliant
 Recommended soldering temp: 235°C for 5 seconds



UNLESS OTHERWISE SPECIFIED
 ALL DIMENSIONS ARE MM [INCHES]
 TOLERANCES: EXCEPT AS NOTED
 INCHES: .10 ± .10 ØXX ± .10
 .XX ± .020 HOLE ± .015
 .XXX ± .015 ØXXX ± .010

ADAM TECH
 909 Railway Avenue, Union, NJ 07083
 Phone: 908-687-5000 Fax: 908-687-5710

APPROVALS	DATE
DRAWN BAS	02/04/05
CHECKED	
APPROVED	

SIZE	PART NO.	REV.
X	RF1-01A-D-00-50	A

SCALE: NTS SHEET 1 OF 1