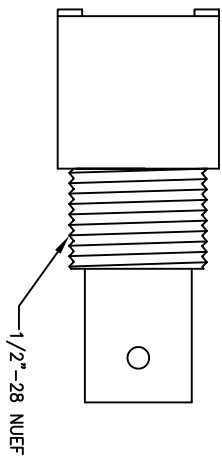
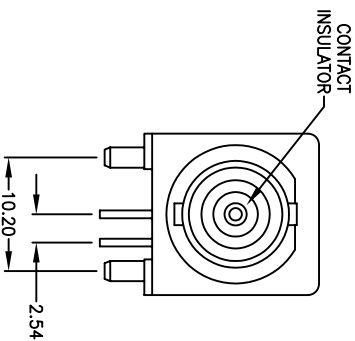
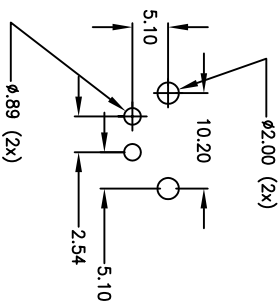


Rev	AWO #	Description	Date	Appr
-		RELEASED	5/19/05	

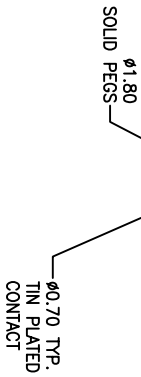
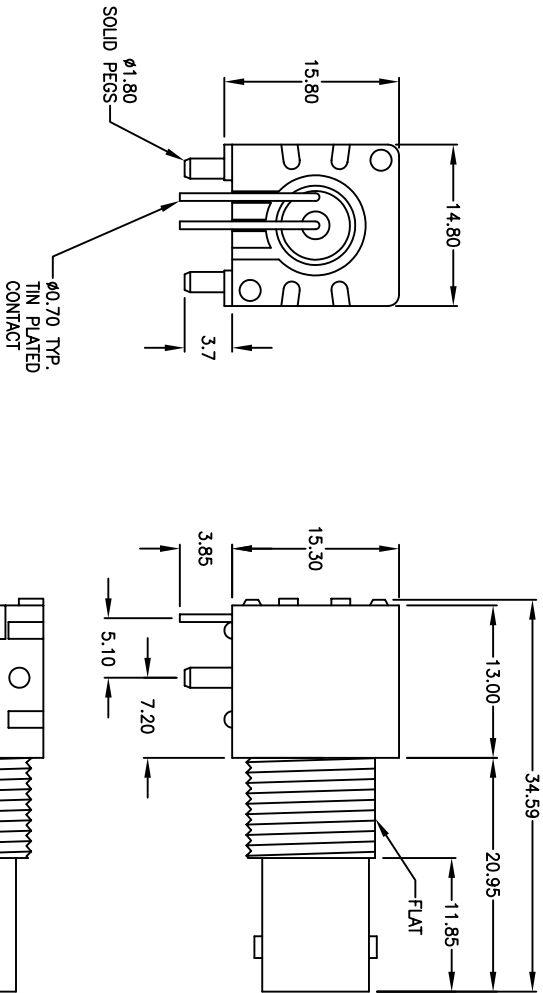
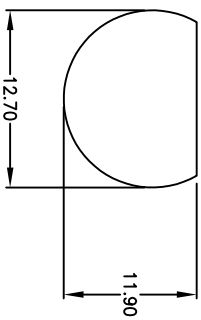
APPROVED: _____
 DATE: _____ TITLE: _____



RECOMMENDED
 PC Board Layout
 Right Angle Mount



RECOMMENDED
 PANEL CUTOUT



SPECIFICATIONS

Material:
 Body: PBT, Color Black
 Contact insulation: Polypropylene, color white.
 Contacts: Phosphor Bronze, Gold and Tin plated.
 Body: Zinc Alloy

Electrical

Nominal Impedance: 50 Ohms
 Frequency Range: 0 – 4 GHz
 Maximum Peak Voltage: 500V
 Insulation Resistance: 5000 Mohms min @ 500 VDC
 Dielectric Withstanding Voltage: 1500 VAC rms.

Environmental:

Lead free, RoHS compliant.
 Recommended soldering temp: 230 for 5 sec.



UNLESS OTHERWISE SPECIFIED
 ALL DIMENSIONS ARE MM [INCHES]
 TOLERANCES: EXCEPT AS NOTED

INCHES	HOLES
.X ± .10	ØX ± .10
.XX ± .020	ØXXX ± .015
.XXX ± .015	ØXXX ± .010

TITLE: **BNC, RIGHT ANGLE**
 909 Rahway Avenue, Union, NJ 07083
 Phone: 908-687-5000 Fax: 908-687-5710

ADAM TECH

APPROVALS	DATE
DRAWN: BAS	5/19/05
CHECKED:	
APPROVED:	

SIZE	PART NO.	REV.
X	RF-01A-P-00-50-FAC	-
REF:	SCALE: NTS	SHEET 1 OF 1