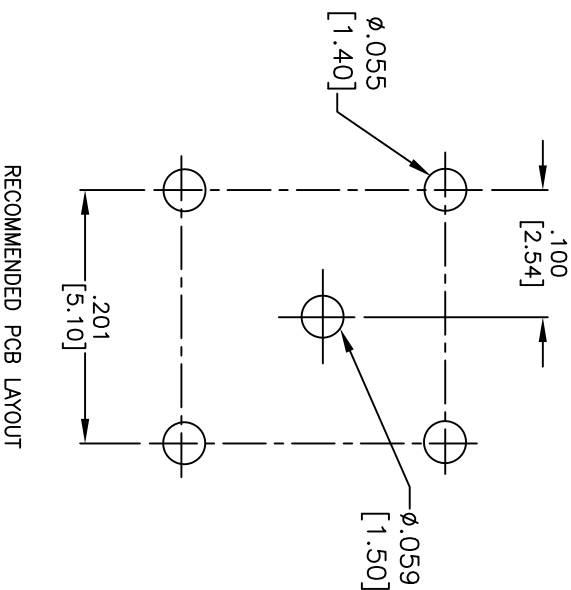
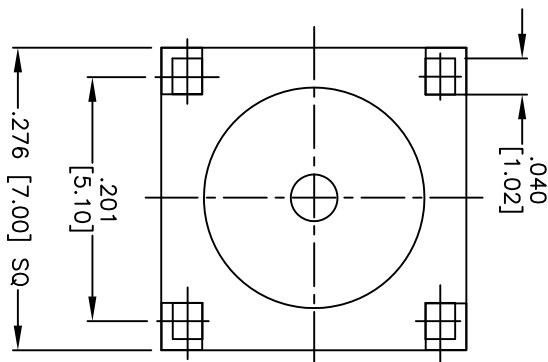
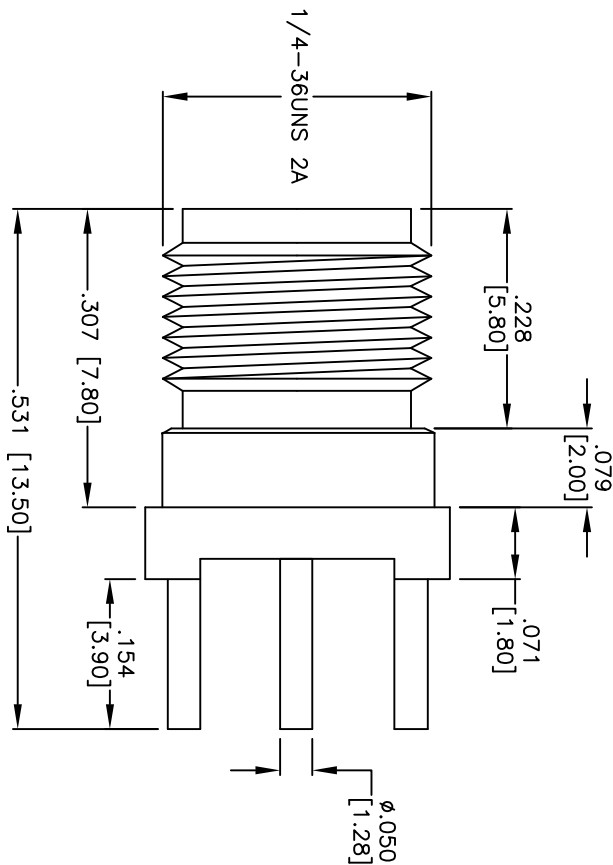


APPROVED: \_\_\_\_\_  
 DATE: \_\_\_\_\_ TITLE: \_\_\_\_\_

Rev	AWO #	Description	Date	Appr
-		RELEASED	08/20/04	
A		UPDATED ENVIRONMENTAL NOTES	9/27/07	
B		REDRAWN	9/26/11	
C		Updated specifications to add op and sold temp	10/21/11	



DESCRIPTION	MATERIAL	QTY	FINISH
PIN	Be Cu	1	GOLD
INSULATOR	TEFLON	1	NONE
WASHER	BRASS	1	GOLD
BODY	BRASS	1	GOLD

**SPECIFICATIONS:**

**ELECTRICAL:**

Frequency range: 0-15 GHz  
 Voltage rating: 500 Volts peak  
 Impedance: 50 ohm  
 Contact resistance: Center: 1.5 mohm - Outer: 1.0 mohm  
 Insulation resistance: 5000 Mohm min @ 1500 VDC between adjacent contacts (75°F and 50% R.H.)  
 Dielectric withstanding voltage: 1000 VAC min rms  
 RF leakage: -90 dB min @ 2-3 GHz  
 Environmental:  
 Operating Temperature: -20°C to +100°C  
 Lead free, RoHS compliant.



UNLESS OTHERWISE SPECIFIED  
 ALL DIMENSIONS ARE INCHES [MM]  
 TOLERANCES: EXCEPT AS NOTED  
 INCHES HOLES  
 .X ±.020 Ø.X ±.020  
 .XX ±.010 Ø.XX ±.010  
 .XXX ±.005 Ø.XXX ±.005

**ADAM TECH**  
 909 Ratway Avenue, Union, NJ 07083  
 Phone: 908-687-5000 Fax: 908-687-5710

APPROVALS	DATE
DRAWN	BAS
CHECKED	
APPROVED	

TITLE	SIZE	PART NO.	REV.
SMA-straight Jack PC Board Mount	X	RF2-04-T-00-50-G	C

REF.	SCALE	SHEET
S00011T	NIS	1 OF 1