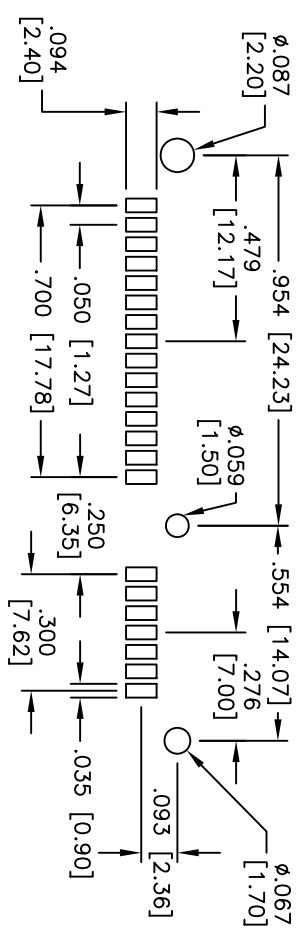
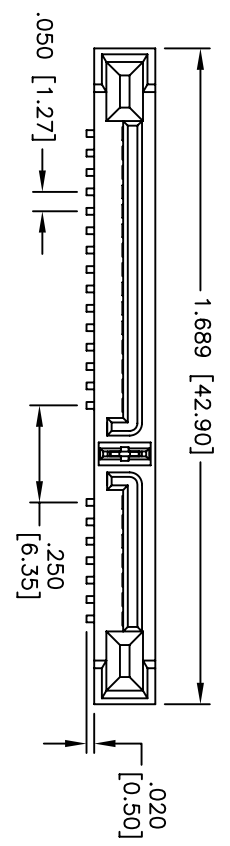
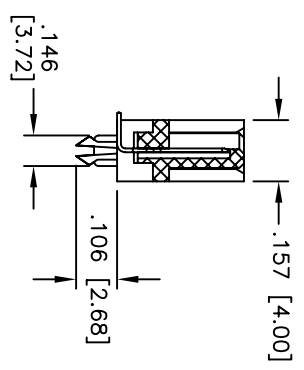
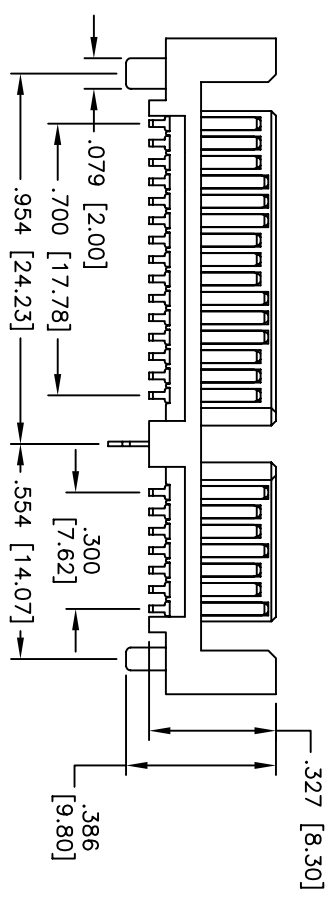


Rev	AWO #	Description	Date	Appr
-	8773	RELEASED	5/16/08	

APPROVED: _____
 DATE: _____ TITLE: _____



RECOMMENDED PCB LAYOUT



SPECIFICATIONS:

- Material: Insulator: LCP, rated UL 94V-0
- Insulator color: Black
- Contacts: Brass
- Shell: Steel, Nickel plated
- Plating: Tin over Copper underplate on mating area, Tin over Copper underplate on tails
- Electrical:
 - Operating voltage: 30 VAC max
 - Current rating: 1.5 Amps max
 - Contact resistance: 30 mohms max
 - Insulation resistance: 1,000 Mohms min @ 500 VAC
 - Dielectric withstanding voltage: 500 VAC for 1 minute
- Mechanical:
 - Insertion force: 45N max.
 - Withdrawal force: 10N min.
 - Durability: 500 cycles
 - Temperature Rating: Operating temperature: -55°C to +125°C
 - Environmental: Lead free, RoHS compliant
 - Recommended soldering temp: 260°C for 5 seconds

UNLESS OTHERWISE SPECIFIED ALL DIMENSIONS ARE INCHES [MM]	
TOLERANCES: EXCEPT AS NOTED	
INCHES	HOLDS
.X ± .10	ØXX ± .10
.XX ± .020	ØXXX ± .015
.XXX ± .015	ØXXXX ± .010
APPROVALS	DATE
DRAWN	SS
CHECKED	
APPROVED	

ADAM TECH
 909 Rahway Avenue, Union, NJ 07083
 Phone: 908-687-5000 Fax: 908-687-5710

TITLE: SERIAL ATA CONNECTOR
 TYPE G₁ SURFACE MOUNT

SIZE	PART NO.	SCALE	SHEET 1 OF 1
X	SATA-G-PM-SMT-PDG	NTS	
REV.			